

Series 10, Series 40, Series 80, Series 90 and Additional Styles




VINYL REPLACEMENT WINDOWS



InsulKor™ Technology

InsulKor technology is a system of sash and frame enhancements that dramatically improves the performance of the Series 90 double hung window.



Exclusive InsulKor fiberglass-enriched polyurethane sash reinforcement (standard on Series 90).



SCAN THIS QR CODE TO SEE OUR MANUFACTURING FACILITY IN ACTION.



Advanced Series 90 Features

1. Optional InsulKor multi-cavity foam-filled frame injections
2. Super Spacer nXt sealant system (standard with Series 90 triple-pane glass options, and optional on Series 90 double-pane windows)
3. Optional triple-pane, R-5 compliant glass

Series 90 Color Options**



Series 90 Locks**



Note: Grid offering limited to 5/8" contoured or SDL on exterior painted windows.
 **Printing process may affect color shown. Please refer to actual window sample when selecting colors.
 Only use mild water based household cleaner on painted product and rinse immediately.
 See full cleaning instructions for details.



Standard Series 90 Features

Series 90 also available in 2- and 3-lite slider windows

- Exclusive InsulKor™ polyurethane fiberglass-enriched sash reinforcement for superior thermal and structural performance.
- DP 60 rating (window size tested 36" x 74").
- Low-E glass with argon gas keeps indoor temperatures comfortable and consistent.
- External accessory groove accommodates nail fin option.
- Full interlocking lock and meeting rail.
- Beveled mainframe offers a classic exterior appearance.
- Fusion-welded sashes and frame add strength and boost thermal performance.
- Dual low profile, positive-action cam locks increase security (2 locks standard at 27 ¼" or wider).
- ¾" constant force coil balance permits easy sash movement.
- Sloped sill reduces air infiltration and allows for easy water runoff.
- Rubber bulb seal helps block outside air.
- Dual push-button night latches provide optimum ventilation.
- Full screen is supported by a strong extruded aluminum frame.*
- Full vinyl sash dam on sill and high-performance weather stripping protect against air infiltration.
- Integrated, slim line lift rail allows for smooth sash operation.
- 4 ¼" frame thickness enhances appearance as well as structural integrity.
- Jamb depth is 3.25".
- **Transferable limited lifetime warranty.**
- **Lifetime glass breakage warranty** ensures the longevity of your windows.

Industry-Leading Design and Performance



SCAN THIS QR CODE TO WATCH A VIDEO ABOUT OUR SERIES 90.

Optional Features

- Silent Guard® with noise control STC 34 performance.
- Low-E Glass.
- Ultra Low-E glass with argon gas (may be required for Energy Star rating).
- Triple-pane, R-5 compliant glass with Low-E glass with argon gas or Ultra Low-E glass with argon gas.
- Super Spacer® nXt™ sealant system (standard with triple-pane glass).
- InsulKor multi-cavity foam-filled frame.
- Exclusive locking half screen.*
- Nail fin accessory for use in remodeling or new construction applications.
- ⅝" or 1" contoured, or ⅝" or ¾" flat or diamond grid.
- 1 ⅞" simulated divided lite (SDL) grid.
- Grooved glass patterns as well as leaded glass with brass caming.
- Obscure or double-strength glass.
- Factory mulling of twins and triples.
- Today's eight most popular painted exterior colors (on white interiors).
- Three additional wood finishes in cherry, light oak or dark oak (on white exteriors).
- Additional lock colors to complement any interior color.

*Screens are not meant to restrain a child from falling through an open window.

S E R I E S



The Ultimate in Style and Efficiency

Our Series 80 vinyl replacement windows offer superior energy efficiency and durability. When you choose a Series 80 window, you'll enjoy all the hassle-free, cost-saving benefits of vinyl plus unsurpassed elegance and style.



Scan this QR code to watch a video about our series 80



Standard Series 80 Features


Series 80 also available in 2- and 3-lite slider windows

- Beveled mainframe offers a classic exterior appearance.
- Aluminum-reinforced, multi-cavity construction provides additional thermal performance and structural integrity.
- Low-E glass with argon gas keeps indoor temperatures comfortable and consistent.
- Fusion-welded sashes and frame add strength and boost thermal performance.
- Positive-action deluxe cam lock (2 lock standard at 27 1/4" or wider).
- Constant force coil balance permits easy sash movement.
- Sloped sill reduces air infiltration and allows for easy water runoff.
- Rounded sashes create additional interior beauty.
- Interlocking sashes keep out drafts.
- Rubber bulb seal helps block outside air.
- Dual push-button night latches provide optimum ventilation.
- Half screen is supported by a strong extruded aluminum frame.*
- Dual-fin weather stripping further reduces air infiltration.
- Integrated, slim line lift rail allows for smooth sash operation.
- Jamb depth is 3.25".
- DP 35 rating (DP 50 optional; window size tested 36" x 74").
- Transferable limited lifetime warranty.
- 25-year glass breakage warranty ensures the longevity of your windows.


Optional Features

- Low-E Glass
- Ultra Low-E Glass + Argon Gas (May be required for Energy Star rating)
- Obscure glass
- Double strength glass
- Optional 5/8" or 3/4" flat, 5/8" or 1" contoured grids, as well as colonial and diamond patterns
- Aluminum charcoal mesh screen
- Lifetime glass breakage warranty

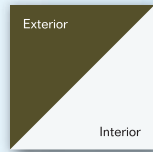
White



Almond



Bronze



Printing process may affect color shown. Please refer to actual window sample when selecting colors.
*Screens are not meant to restrain a child from falling through an open window.

S E R I E S



Where Affordability Meets Style

Lansing Windows and Doors is proud to offer a fresh perspective on vinyl in our Series 40 vinyl replacement windows. These versatile and stylish windows are the perfect complement to any home, with minimal maintenance and upkeep. Add our superior energy-efficiency features and you're guaranteed to save money while you enhance your home's visual appeal.

40

S E R I E S

Standard Series 40 Features

Series 40 also available in 2- and 3-lite slider windows

- Reinforced, multi-cavity construction provides additional thermal performance and structural integrity.
- Fusion-welded sashes and frame add strength and boost thermal performance.
- Insulated glass panels with optimum thermal air space featuring warm-edge spacer system.
- Constant force coil balance permits easy sash movement.
- Sloped sill reduces air infiltration and allows for easy water runoff.
- Half-screen comes standard.*
- Positive-action cam lock enhances safety.
- Dual push-button night latches provide optimum ventilation.
- Integrated lift rail allows you to raise and lower windows with ease.
- Interlocking sashes keep out drafts.
- Dual-fin weather stripping further reduces air infiltration.
- Rubber bulb seal helps block outside air.
- Jamb depth is 3.25".
- DP 35 rating (window size tested 36" x 74").
- Transferable limited lifetime warranty.


Optional Features

- Low-E Glass
- Low-E Glass + Argon Gas
- Ultra Low-E Glass + Argon Gas (May be required for Energy Star rating)
- Obscure glass
- Double strength glass
- Optional 5/8" or 3/4" flat, 5/8" or 1" contoured grids, as well as colonial and diamond patterns
- Aluminum charcoal mesh screen
- Lifetime glass breakage warranty




SCAN THIS QR CODE TO WATCH A VIDEO ABOUT OUR SERIES 40.

White



Almond



Printing process may affect color shown. Please refer to actual window sample when selecting colors.

*Screens are not meant to restrain a child from falling through an open window.



Bring Home Quality and Value

Go back to the basics with our Series 10 windows and still enjoy superior workmanship and proven reliability. Loaded with features to ensure energy efficiency and ease of operation, the Series 10 lets you enjoy the freedom from maintenance that vinyl guarantees, plus the beauty that comes only with a Lansing window.



Standard Series 10 Features


Series 10 also available in 2- and 3-lite slider windows

- All-welded frame and sash corners provide enhanced structural integrity.
- Insulated glass panels with optimum thermal air space featuring warm-edge spacer system.
- Double sash locks come standard with all windows 27 1/4" or wider.
- Aluminum-reinforced lock rail and meeting rails add strength.
- Bottom sash tilts in for easy cleaning.
- Block & tackle balance system ensures easy sash movement.
- Sloped sill allows easy water runoff.
- Factory-installed half screen comes standard.*
- Factory applied wrap-around foam increases thermal performance.
- Beveled exterior provides attractive appearance.
- Pre-drilled holes make installation easy.
- Head expander and sill angle are included.
- Jamb depth is 2.625".
- DP Rating 50 (window size tested 36" x 74").
- Transferable, limited lifetime warranty protects your investment.

Optional Features

- Low-E Glass
- Low-E Glass + Argon Gas
- Ultra Low-E Glass + Argon Gas (May be required for Energy Star rating)
- Obscure glass
- Double strength glass
- Optional 5/8" or 3/4" flat, 5/8" or 1" contoured grids available
- Custom sizes cut on 1/8" width and height
- Factory mulling of twins and triples
- Lifetime glass breakage warranty

White



Almond



Printing process may affect color shown. Please refer to actual window sample when selecting colors.

*Screens are not meant to restrain a child from falling through an open window.

10

S E R I E S

Series Comparison

*Screens are not meant to restrain a child from falling through an open window.

Feature	Series 10	Series 40	Series 80	Series 90
Construction				
Virtually maintenance-free, premium vinyl construction	S	S	S	S
All-welded sashes and frames	S	S	S	S
Integrated full-length slim-line lift rail	S	S	S	S
Block & tackle balance system	S			
Constant force coil balance system		S	S	S
InsulKor™ fiberglass-enriched polyurethane reinforcement				S
InsulKor multi-cavity foam-filled frame				O
Night ventilation latches		S	S	S
Sash limiter		O	O	O
Deluxe cam lock	S	S	S	S
Dual-fin weather stripping	S	S	S	S
Rubber bulb seal	S	S	S	S
Half screen*	S	S	S	O
Full screen*		O	O	S
Locking half-screen*				O
Charcoal aluminum mesh screen*	O	O	O	O
Silent Guard with noise control STC 34 performance				O
Aesthetics				
Interior wood finish (light oak, dark oak, or cherry)				O
Exterior bronze finish (white interior only)			O	
Exterior hunter green, dark chocolate, terratone, clay, brick red, gray, tan or bronze finish (white interior only)				O
5/8" or 3/4" flat grid	O	O	O	O
5/8" or 1" contoured grid	O	O	O	O
5/8" or 3/4" diamond grid	O	O	O	O
1 1/8" simulated divided lite (SDL) grid				O
Almond, dark chocolate, cherry, brass or brushed nickel lock				O
Glass				
Low-E Glass	O	O	O	O
Low-E Glass + Argon Gas	O	O	S	S
Ultra Low-E Glass + Argon Gas	O	O	O	O
Triple-pane, R-5 compliant glass with Super Spacer® nXt™ sealant system				O
Warm-edge insulated glass panels	S	S	S	S
Beveled glass patterns				O
Leaded glass with brass caming				O
Obscure glass	O	O	O	O
Double-strength glass	O	O	O	O
Warranties				
Transferable limited lifetime warranty	S	S	S	S
Lifetime glass breakage warranty	O	O	O	S
25-year glass breakage warranty			S	
Individually registered product number	S	S	S	S

S = Standard O = Optional





Casement & Awning Windows

Our casement window styles range from single-vent to 5-lite combinations of fixed and operating units. They open a full 90 degrees, making it easy to clean the entire window surface from inside. Standard full screens* come on all casement vents, mounted on the inside.

Awning windows are simple to crank, control fresh air flow and open to the outside, keeping the indoors dry, even in rain. Each window comes with concealed hinges and operating hardware that ensure a smooth, clean look. A full screen* is standard on all vented units.

Construction features of both windows include a beveled frame that encloses insulated glass, fusion-welded frames and sashes that ensure greater strength and longer wear, and sealed corners that keep air and water out.

Color options: White, Almond

Additional options: Bronze exterior finish available on Series 80.

Interior wood finish and 8 painted colors available on Series 90 only.

Garden Windows

A 17 ½" garden window depth provides a generous area for plants, picture frames or added room space, with lots of energy-efficient and maintenance-free features. The roof glass panel features safety laminated glass for added protection.

There is a hand-sanded 1 ¼" birch veneer surround, and 7⁄8" insulated glass delivers maximum thermal performance. Side casement vents have conveniently located handles for easy ventilation. A multi-point locking system and corrosion-resistant hardware enhance window security.

Color options: White, Almond

Additional options: 5⁄8" Colonial grid, premium quality oak hardwood surround and sill muffler



Specialty Shapes

No matter what your preference for window styling, Lansing can fulfill it — from classic looks to sleek and modern lines, to architectural shapes, awnings, picture windows and more.

Color options: White, Almond

Additional options: Bronze exterior finish available on Series 80.

Interior wood finish and 8 painted colors available on Series 90 only.

*Screens are not meant to restrain a child from falling through an open window.

Slider Windows

Available in 2- and 3-lite styles, these solid vinyl frames glide smoothly and add beauty to any home. Take-out sashes allow for easy cleaning, and interlocking meeting rails offer a snug fit. Virtually maintenance-free, our slider windows never need painting.

Color options: White, Almond

Additional options: Bronze exterior finish available on Series 80.

Interior wood finish and 8 painted colors available on Series 90 only.

Bay & Bow Windows

Whether you're looking to create window seats or adding dimension to a room, we have the bay and bow styles you need. You can choose from 3- to 5-lite styles, or select double hung or casement windows to flank a middle picture window. Flankers open to provide ventilation.

Bay and bow windows arrive completely assembled and are simple to install and customize.

Color options: White, Almond

Additional options: Bronze exterior finish available on Series 80.

Interior wood finish and 8 painted colors available on Series 90 only.


Hopper Windows

The all-welded Series 600 Basement Hopper Window is available in white with clear glass and features dual tilt latches. The window is available in three stock sizes: 32" x 15½", 32" x 19½", 32" x 23½".

Grid Options

Our between-the-panes grid options provide the traditional and classic window appearance homeowners seek and make cleaning simple. Available patterns range from Colonial to Diamond to Prairie and enhance the cosmetic appeal of any home. Choose your pattern from these styles:

- ¾" or ⅝" flat
- 1 ⅛" simulated divided lite (SDL) (Series 90 only)
- ⅝" or 1" contoured



1" Contoured Grid



1 ⅛" SDL Grid



Lansing Sliding Patio Doors

The Lansing series of vinyl patio doors opens up a world of possibilities for your project. Classic styling. Superior construction. Nearly maintenance-free, forever.

Raised simulated divided lite grids offer a stylish and traditional look. All other grids come secured in place between panes, which allows for easy cleaning without removing or working around grids.



Shown here in Clay

332 SLIDING PATIO DOORS

- Available colors: White, Almond or Clay
- Available in 8' height
- DP 50 rating (5'0, 6'0 and 8'0 only), great for coastal applications
- Easy installation in new construction applications with built-in 4 9/16" jamb
- Field reversible (6'8" height only; not available with BBG)
- Available in 6'8" height up to 12' wide
- Additional security available with multi-point lock
- Deluxe color match hardware
- Brushed nickel or brass handle (optional)
- Tremendous options selection, including snap-in brick mould and foot bolt lock
- Available with interior wood finishes and 8 painted exterior colors (see Series 90 for color options; on white doors only)
- Ultra Low-E Glass with argon gas optional (may be required for Energy Star rating; not available with BBG)
- Custom sizes available (2 panel doors only)
- Optional 1 1/8" SDL, a traditional simulated divided lite raised style grid
- Heavy duty screen

312 SLIDING PATIO DOORS

- Available colors: White, Almond or Clay
- Field reversible (6'8" height only; not available with BBG)
- Available in 6'8" height up to 12' wide
- Aluminum track for moving panel
- Easy installation in new construction applications
- Screen comes standard
- Deluxe color match hardware
- Brushed nickel or brass handle (optional)
- Available with interior wood finishes, bronze exterior finish and 8 painted exterior colors (see Series 90 for color options; on white doors only)
- Ultra Low-E Glass with argon gas optional (may be required for Energy Star rating)
- Custom sizes available (2 panel doors only)
- Optional 1 1/8" SDL, a traditional simulated divided lite raised style grid

311 SLIDING PATIO DOORS

- White only, screen optional
- Field reversible
- White handle with lock
- Exceptional value



Shown here in Almond




Model 332

Color Options: White, Almond, Clay
Offered in range of sizes: 5', 6', 6'4", 8', 9', even 12'



Model 312

Color Options: White, Almond, Clay
Offered in range of sizes: 5', 6', 6'4", 8', 9', even 12'



Model 311

Color Option: White
Offered only in 5', 6' and 6'4" sizes

332 OPTIONS



Foot Bolt Lock



Brick Mould J-Channel




Dual Point Lock
(standard on 332)

Blinds Between the Glass

AVAILABLE WITH THE 312 AND 332 PATIO DOORS IN WHITE 6068, INTERIOR AND EXTERIOR FINISHES.*

Advantages of a Sliding Patio Door with Blinds Between the Glass:



Easy to raise, lower and tilt blinds.



Controls light and privacy.



Never needs dusting and is safe for pets and children!

*Blinds, operators and glass panels available in white only.

Multiple Glass Options for Series 90 Replacement Windows

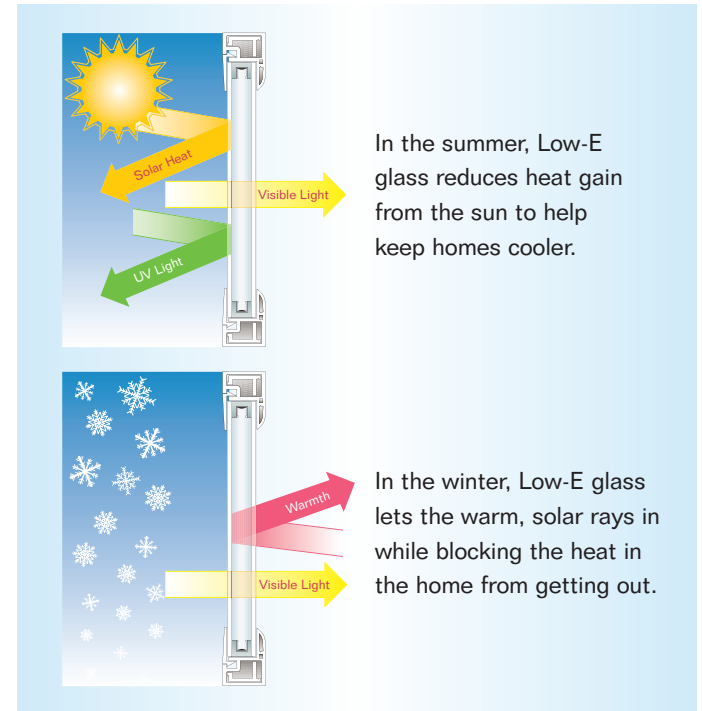
With multiple glass options to increase energy efficiency, there is a glass package to fit any climate need and budget.

Low-E Glass – Low-E glass is coated with a microscopic layer of silver that reflects radiant solar energy while permitting visible light to pass through the glass, providing more comfort and lower energy costs.

Standard Low-E Glass with Argon Gas – Argon gas works like an insulating blanket between two panes of glass to further improve thermal efficiency and decrease outside sound levels.

Ultra Low-E Glass with Argon Gas – Choose our ultimate glass package for optimal energy efficiency and maximum cost savings. Ultra Low-E glass offers three invisible layers of silver coating in addition to the superior thermal performance of argon gas.

Triple-Pane, R-5 Compliant Glass (Series 90 only) – Triple-pane, R-5 compliant glass with Super Spacer® nXt™ sealant system provides industry-leading thermal resistance, noise reduction and protection from the sun. The Series 90 offers this option with both Low-E glass with argon gas or Ultra Low-E glass with argon gas, for the ultimate in insulation.



The Lansing Limited Lifetime Warranty*

We stand behind every product we sell — for a lifetime.

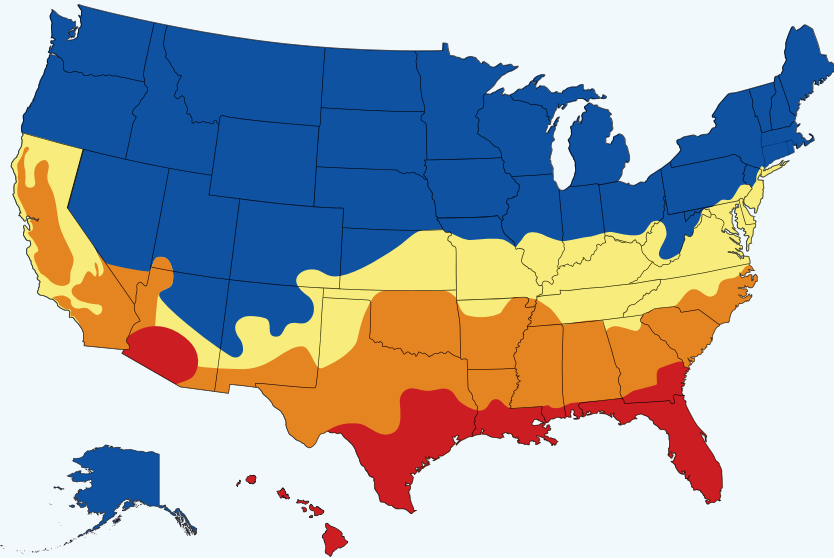
Every Lansing window and door is accompanied by extensive warranties to help you protect your investment. Throughout the warranty periods, you can easily obtain replacement parts, because each unit is individually registered with a warranty identification number prominently displayed on a special sticker for your convenience. Refer to this ID number when you call to order new parts.

DO NOT REMOVE
MAKE DATE: 7/1/2012 WARRANTY: 02589514
SALES ORDER: 00735962

For complete details, talk with your Lansing representative.

*Lansing windows are expressly manufactured and serviced, including warranty claims, by Atrium Windows and Doors under license by Lansing Building Products.

REVISED ENERGY STAR CLIMATE ZONE MAP



- Northern Climate Zone
- North/Central Climate Zone
- South/Central Climate Zone
- Southern Climate Zone

CRITERIA FOR WINDOWS

Climate Zone	U-Factor	SHGC
Northern:	≤ 0.30	Any
	= 0.31	≥ 0.35
	= 0.32	≥ 0.40
North/Central:	≤ 0.32	≤ 0.40
South/Central:	≤ 0.35	≤ 0.30
Southern:	≤ 0.60	≤ 0.27

CRITERIA FOR PATIO DOORS

Glazing Level	U-Factor	SHGC
> 1/2 Lite:	≤ 0.32	≤ 0.30



The Energy Star program for windows divides the country into four distinct climate zones to recognize the varying heating and cooling months among the states. For patio doors, there is only one U-Factor and one Solar Heat Gain Coefficient (SHGC) requirement for Energy Star compliance.

Please consult your home improvement or new construction professional for specific thermal properties that vary based on glass options and grid choices, and verify your window's actual performance to ensure Energy Star rating in your specific climate zone.



lbpwindows.com

8501 Sanford Road | Richmond, VA 23228 | lansingbp.com

Distributed By:



Kids Can't Fly
Screens are not designed to restrain a child from falling through an open window. Please take proper precautions.

All Lansing products may be ordered to meet Energy Star requirements.

